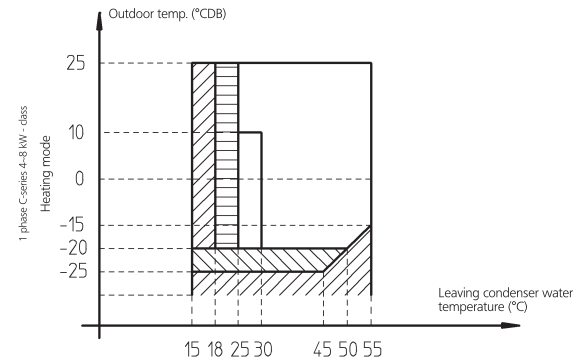
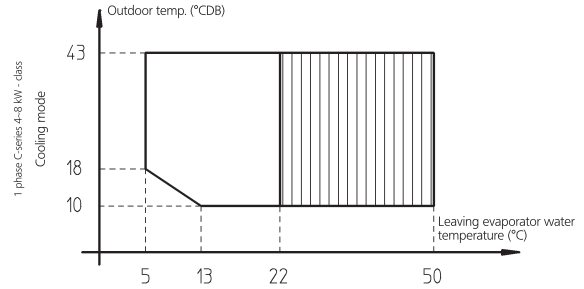
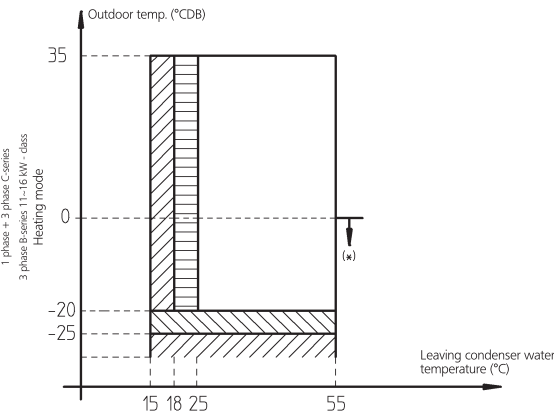
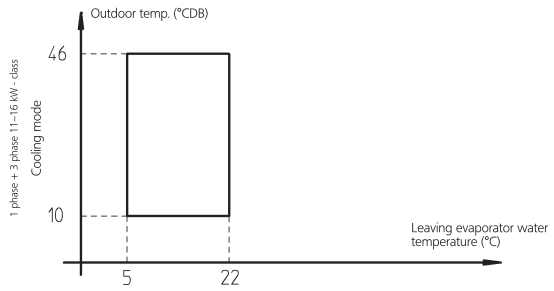


11 Operation range

11 - 1 Operation Range

ERLQ-CV3



- LEGEND:
- : Only backup heater operation (no outdoor unit operation)
 - : Outdoor unit operation if setpoint $\geq 25^{\circ}\text{C}$
 - : Operation of outdoor unit possible, but no guarantee of capacity (if outdoor temperature $< -20^{\circ}\text{C}$ or $< -25^{\circ}\text{C}$ outdoor unit will stop) (indoor unit and backup heater operation will continue)
 - : Pull down area

Remark: for restricted power supply condition mode outdoor unit, booster heater and back-up heater can operate separately.

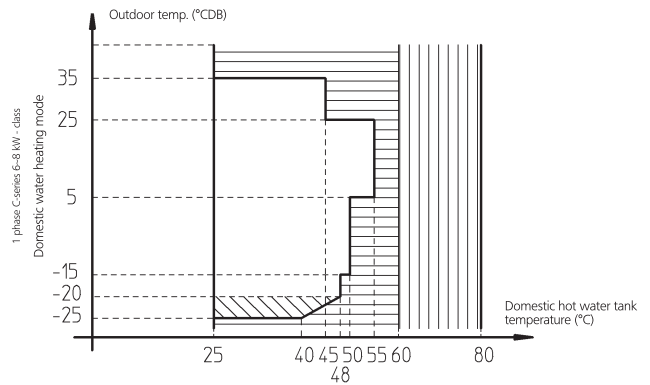
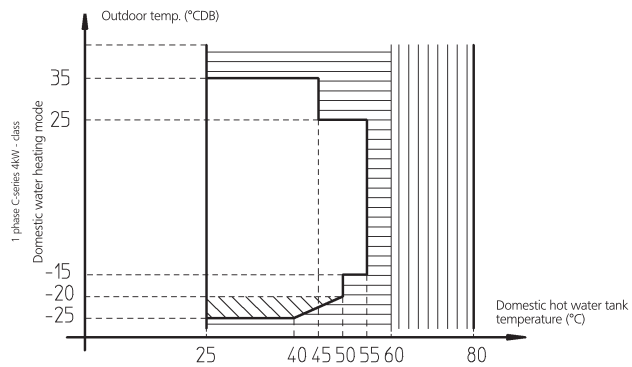
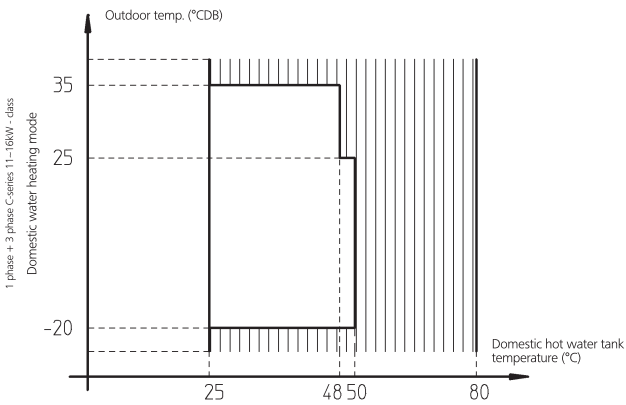
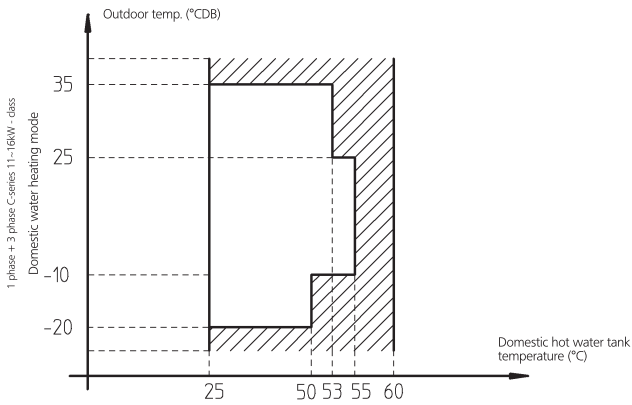
(*) *RLQ units include special equipment (insulation, heater sheet, ...) to ensure good operation in areas where low ambient temperature can occur together with high humidity conditions. In such conditions the *RLQ models may experience problems with severe ice build up on the aircooled coil. In case such conditions are expected, the *RLQ must be installed instead. These models contain countermeasures (insulation, heater sheet, ...) to prevent freeze up.

3TW60813-1A

11 Operation range

11 - 1 Operation Range

ERLQ-CV3



LEGEND:

- ▤ : Only booster heater operation (EKHW* only)
- ▨ : Only backup heater operation (EKHV*BB* + EKHTS*, EHV*CA* only)
- ▧ : Only booster heater operation (EKHW* only)
- ▩ : Only backup heater operation (EKHV*BB* + EKHTS*, EHV*CA* only)
- ▦ : Operation of outdoor unit possible, but no guarantee of capacity.
(if outdoor temperature < -25°C outdoor unit will stop)
(indoor unit and booster/back-up heater operation will continue)

Remark: for restricted power supply condition mode (EKHW* only) outdoor unit, booster heater and back-up heater can only operate separately.

3TW60813-2B